



FITNESS 4 FOOTBALL

The leading football fitness web site www.fitness4football.com

SAMPLE SPEED & AGILITY DRILLS FOR FOOTBALL

These sample drills are not an exercise prescription but a list of drills that may be used to develop speed & agility.

WARM UP THOROUGHLY BEFORE PERFORMING THESE DRILLS

The author and Fitness 4 Sport LLP take no responsibility for injuries caused by attempting the exercises presented in this Fitfile. Fitness 4 Sport LLP recommends that you always learn new exercises under the guidance of a professional and consult your GP before you start. Please read our Terms & Conditions.

© Fitness 4 Football 2005. Fitness 4 Football is part of the Fitness 4 Sport network of web sites.



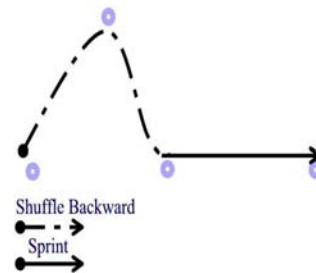
FITNESS 4 FOOTBALL

The leading football fitness web site www.fitness4football.com

The sets, repetitions and rest times are examples only, and are not appropriate for all users.

1. BACKWARD ZIGZAG - TURN & RUN

- Place 3 markers 3-5m apart, zigzag pattern
- Place a fourth marker 10-20m further away
- Shuffle backward through the zigzag pattern
- At the third marker turn & sprint to the distant marker



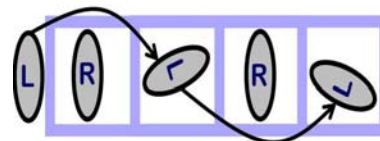
Repeat 5 times.

Rest 90 seconds between repetitions.

2. CARIOCA - LADDER

- Stand side on, straddle first rung of ladder
- Carioca action, moving through the ladder
- Single foot in each square
- Shoulders facing side on to the ladder throughout, lower body rotates
- Vary stride rate & contact times

Face Sideways




Repeat 5 times.

Rest 90 seconds between repetitions.

3. FORWARD HOPS - 3 EACH LEG - LADDER

- Hop forward on one leg
- One hop in each square
- Every 3 hops swap legs
- Continue this sequence until ladder is complete
- Ground contact on balls of feet

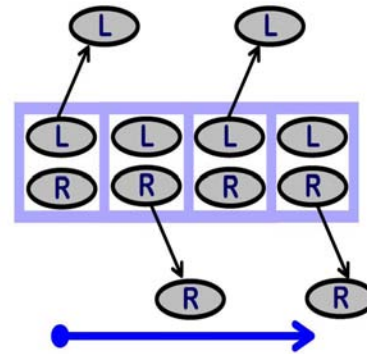


Repeat 5 times.

Rest 60 seconds between repetitions.

4. FORWARD ZIGZAG - 2 IN, 1 OUT - WIDE - LADDER

- Face forward zigzag through the ladder
- Both feet contact each square
- Outside foot steps a metre wide of the ladder
- Sequence, 2 steps in, 1 step out
- Keep centre of gravity low
- Move feet as fast as possible

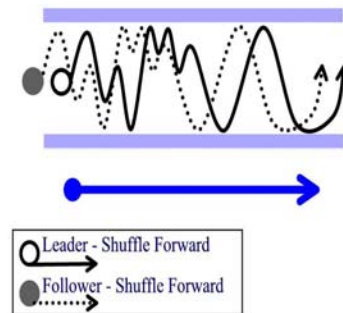


Repeat 5 times.

Rest 90 seconds between repetitions.

5. MIRROR - PARTNER - FOLLOW

- Place markers in two 15m lines, 5-10m apart to form a channel
- Partners stand at one end of channel
- One 2m behind the other, both facing forward
- Leader zigzags through the channel
- Partner attempts to remain directly behind them



Repeat 5 times.

Rest 90 seconds between repetitions.